

Splernitis

POP TISSUE ANCHORING SYSTEM

RELIABLE APICAL SUSPENSION



Splentis POP Tissue Anchoring System

is a surgical kit consisting of polypropylene implants for SSL (Sacrospinous Ligament) fixation through vaginal approach. The kit is made up of TAS (Tissue Anchoring System) anchors and a Retractable Insertion Guide.

Splentis POP Tissue Anchoring System

is indicated for Colpopexy with SSL fixation in minimal invasive vaginal surgery, through anterior or posterior approach.

Simple and secure procedure¹

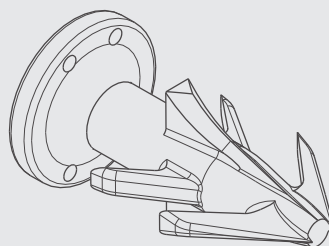
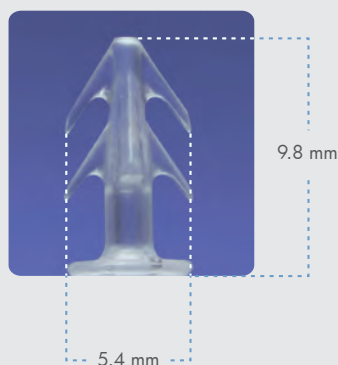
- Vaginal approach, anterior or posterior.
- Fixation points at SSL.
- Suspension points at pericervical ring, uterosacral ligament or vaginal vault.

UNIQUE FIXATION SYSTEM: TAS ANCHORS

- High penetration force and accuracy.
- Reliable fixation.
- Safety in relation to vascular and neural structures.

BENEFITS

- Certainty and simplicity for SSL fixation.
- Durable results.
- Low complication rate.



6 Fixation points at 360°

Safety stop

References:

1. Biosafety Assesment. Data on file.
2. Paulo Palma, Cassio Riccetto, Tiago Aguiar, Wilmar Azal Neto. Campinas, Brazil. Apical sling for site specific pelvic organ prolapse repair. Eur Urol Suppl 2014;13:eV63.

ACCURATE IMPLANTATION: RETRACTABLE INSERTION GUIDE - RIG

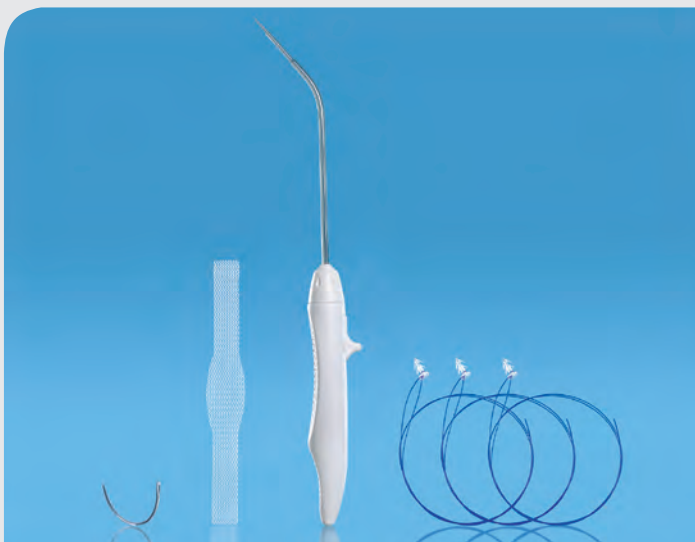


- Ergonomic design.
- Easy access to SSL through anterior or posterior approach.
- Retractable mechanism for connecting TAS anchors.



BENEFITS

- Precision and safety in surgical maneuvers.
- Possibility to choose the right approach for each patient.
- Total control of retention and release of TAS anchors.



Description

- 3 TAS (Tissue Anchoring System) anchors with sutures.
- 1 Retractable Insertion Guide.

The kit also includes:

- Tissue Reinforcement implant for suspension sites.
- 1 needle.



ORDERING INFORMATION
SPLENTIS POP TISSUE ANCHORING SYSTEM
ORDER NUMBER: KIT -UT-01

- 3 TAS (Tissue Anchoring System) anchors with sutures - Ref: TAS
- 1 Retractable Insertion Guide - Ref: DPN-MNL
- 1 Reinforcing implant - Ref: MSAP
- 1 Eye suture needle - Ref: ESN

B-90-22(03)/23-Dec-15

